




Miniature photo electric Safety Beam

OS-12C



Safety Reliable Recessed mounting
Active infrared **Sensitivity**
Plug and play fail safe flexible UNIVERSAL
Easy installation QUALITY

The Optex OS-12C active infrared safety beam system is compatible with any type of automatic door. Its amplifier and sensor heads are designed for fast, simple installation while maintaining the highest standards of safety and reliability.



Easy-to-install amplifier

The Optex OS-12C amplifier has screwless wiring terminals, which speeds installation. Pressing the "Teach-In" button automatically sets the proper sensitivity and self-corrects crossed cables. One amplifier operates one or two pairs of sensor heads.

Reliable sensor heads

The Optex SH-7MC/SH-10MC sensor heads are recognized by door professionals worldwide for their reliability and resistance to sunlight and other interference. Quick-disconnect plugs make installation and service fast and easy. Cables are available in 2 lengths, 7m (23 feet) or 10m (33 feet).



Safety

For maximum safety, the amplifier is fail-safe, which ensures that the doors remain open in case components are damaged in any way. Two LED indicators will blink at the initial setup to alert the installer if the OS-12C is improperly aligned or if sensitivity is insufficient.

Multifunctional design

The compact design and standard 15mm beam heads make the OS-12C compatible with any type of automatic door and easy to service or maintain. Optional mounting accessories allow surface or recessed installation. A special edition including a reflector set is optional available. This safety beam is optimal for use with any sliding door, including train doors and automatic gates.

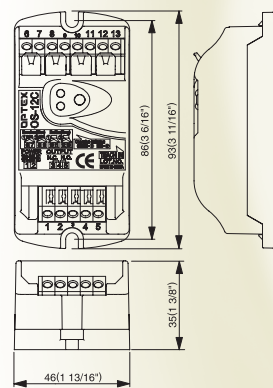
Miniature photo electric Safety Beam

Specifications

Model	OS-12C/OS-12CR
Detection area adjustments	0-10 m (0"-33')(OS-12CR: 0-2 m (0"-6'7"))
Detection method	Point to point near infrared light beam
Power supply	12 - 24V AC/DC
Current draw	135mA max.
Power/Operating indicator	LED on (green/red): Standby LED off (green/red): Detection LED blink (green/red): Insufficient sensitivity
Output contact	Form C relay 50V, 0.3A (resistance load)
Response time	Approx. 0.1s (from the moment of beam cut-off)
Relay Hold time	Approx. 0.5s
Operating temperature	-20°C - +55°C (-4°F - +131°F)
Light resistance	> 100,000 Lux
Outer dimensions	Amplifier: 46 x 93 x 32 mm (w x h x d) Sensorheads ø 15 mm Amplifier 65 g (2.5oz)
Weight	
Note	Sensor heads (SH-7MC or SH-10MC) are necessary for operation and should be ordered separately. Either one or two cables can be used with each amplifier.

Dimensions

Amplifier



Sensorheads

One push installation type

Mounting hole 12 mm

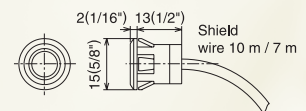

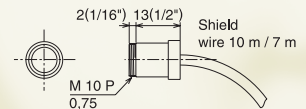


Plate installation type

Mounting hole 12 - 13 mm



OPTEX
TECHNOLOGIES, INC.

3882 Del Amo Blvd., Suite 604
Torrance, CA 90503 USA
TEL: 310-214-8644
FAX: 310-214-8655
TOLL-FREE: 800-877-6656
E-MAIL: sales@ot-inc.com
WEBSITE: www.ot-inc.com



member
BHMA
builders hardware manufacturers association